



Somerset Bridge Primary School  
Aspire - Brave - Care - Collaborate

# Art




## Autumn: Year 5

Key Vocabulary		✓
William Morris	William Morris was a British textile designer	
Printed materials	When a design is printed on a material such as wallpaper or textiles.	
Overprint	This is the process of printing one colour on top of another.	
Rotational symmetry	A design has rotational symmetry when it still looks the same after some rotation.	
Observational Drawing	Is a realistic portrayal of what is in front of you.	
Reflection	The image of something in the mirror.	
Textiles	A type of cloth or woven fabric.	

The Printing Process		✓
Step 1	First, carefully draw your image out lightly on your tile.	
Step 2	Next, following the pattern you have made, stitch over the design on your tile.	
Step 3	Use thick or thin string/thread to show the width of each line.	
Step 4	Roll the roller diagonally and vertically in a tray of ink to ensure you get an even amount on your roller.	
Step 5	Rotate 90° to show the full rotation of the 4 prints.	

William Morris –Key Facts		✓
William Morris was born in London in 1834.		
William Morris was one of the first people to use block printing to print designs of flowers on wallpaper. Before this time, wallpaper used to be quite plain in design.		
This process was later improved through advances in technology, using printing machines and synthetic coloured inks.		
William Morris’ designs are still used in curtains and wallpaper today.		
William Morris was also an environmental campaigner. He endeavoured to use natural materials in his work.		

### William Morris – Interesting Facts

	William Morris designed stained glass windows. 	He also designed furniture. 
--	---	--

