



Somerset Bridge Primary School
Aspire - Brave - Care - Collaborate

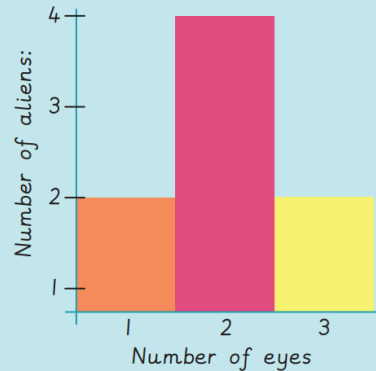
Computing: Year 3: Autumn 2

Data Handling – Types of Charts

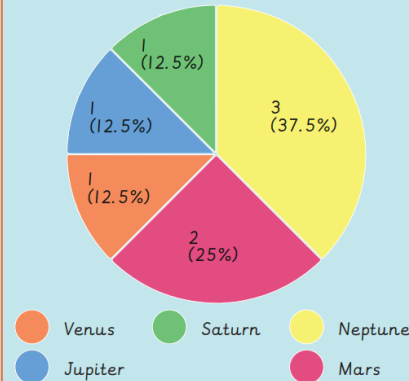
Database: Can you identify each alien?

Aliens:	Colour:	Eyes:	Legs:	Lives:
Edward	Purple	2	0	Neptune
Tony	Yellow	3	2	Mars
Gordon	Green	2	2	Venus
Joanne	Green	3	12	Mars
Flora	Pink	2	2	Jupiter
Derek	Teal	1	0	Neptune
Roberta	Orange	2	2	Neptune
Luna	Purple	1	2	Saturn


Bar graph: How many eyes do they have?



Pie chart: Where do they live?



Key Vocabulary

Cells	Individual units where you can store one piece of information.
Input	Entering data into a data field.
Data fields	Information used for a specific purpose or investigation.
Charts	Different ways to represent data.
Tally	One dash represents 1. 4 plus dash across represents 5. 
Fields	Categories which information can be sorted into.

Spreadsheets

	Number of hours different types of games are played each week			
	Board games	Team Games	Electronic games	Imaginary games
1				
2				
3	Annie	1	1	3
4	Ben	2	2	2
5	Catia	0	1	7
6	Daru	1	2	3
7	Eli	1	1	2
8	Hannah	0	2	5
9	Kade	2	3	2
10	Iggy	0	0	14
11	Mabel	2	2	0
12	Rada	1	3	10
13	Sabra	2	2	0
14	Taavi	0	2	15

We use these to input information into cells and can highlight the data to create charts

What should I already know about age restrictions?

Use Net Aware to check the age restrictions

Net Aware

13+



16+

